

# Tri-Lakes Monument Radio Association

Just having fun  
messing around with **radio!**



## Newsletter July 2025

### In this issue:

Topic	Page	Brief	Author
<b>From the Prez</b>	2	Fantastic Field Day!	Bob WØHTH
<b>Tech-Knowledgey</b>	5	SSB Receive Filter Bandwidth	Stu WØSTU
<b>Event Calendar</b>	8	Upcoming Fun & Events	
<b>Photo of the Month</b>	9	WØTLM Field Day!	
<b>Operating Tips</b>	10	Long Distance (DX) Ops	Bob WØHTH
<b>Guest Article</b>	13	American Samoa SOTA	Bob KØNR & Joyce KØJJW
<b>Member Comments</b>	15	Field Day Experience!	
<b>Just For Fun</b>	16	Ham Radio A.I. Image Exhibition & Contest!	
<b>Admin &amp; Info</b>	20	Club info & resources; events	
<b>Classified Ads</b>	24	Member gear for sale & ads	

### A Word About the Newsletter

The Newsletter welcomes submissions of articles or other items of interest to WØTLM members. Contributions may be articles, commentary, photographs, notification of events, fun things, reports of interesting radio activities, and more!

It's YOUR newsletter. Let's hear from YOU!

Email Editor



# From the Prez

## Bob WØHTH



## Fantastic Field Day!

Greetings WØTLM Members!

As we turn the calendar to July, I want to start by wishing everyone a safe, joyful, and patriotic **Fourth of July**. Whether you're celebrating with friends, family, fireworks - or maybe even a portable rig at a park picnic table - can we say, "POTA ON!" I hope your holiday is filled with parades, water fights, three legged races, pie-eating contests...well you know, all the things that make our country's birthday party and our hobby so special.

June wrapped up with one of the biggest events of the year, **ARRL Field Day**, and what a fantastic time for our club! We had a great turnout with just over 40 folks and plenty of new faces. This included a visit from our ARRL Section Manager, Amanda Alden, K1DDN, her husband Jeff, KØJSC, and of course, their dog *Radio*. I am not sure which we enjoyed more the outstanding potluck at Fox Run, the hum of radios or the thrill of logging those sweet DX contacts, the event was a resounding success. It was great to see both seasoned operators and a few new faces jumping in to get on the air, set up antennas, tap a little bit of code and share knowledge. There's something uniquely rewarding about working stations across the country (and beyond!) while enjoying some treats under a clear Colorado sky.

Thanks to Larry, N9SHW for bringing the El Paso County Search and Rescue Mobile Command Post vehicle for us to explore. We were able to tour the vehicle and its impressive array of electronic technology



We had a blast making Field Day contacts with the club IC-7300 station and helping our members learn and get on the HF bands. Photo by Dan NØOLD.

Continued...



## Hot Announcements

- **June Monthly Meeting:** Mon, 16 June, 6 - 9 PM, Monument Chamber of Commerce meeting room. Doors open for Connect Time from 6:00 PM to 7:00 PM. Come meet other members, socialize, & have fun!

**Presentation:** Phoebe K1PCS - Amateur Radio & Emergency Services.

**Zoom simulcast link** for meetings: <https://w0t1m.org/w0t1m-club-meeting> You will be placed in a waiting room until the host activates your entry. Please display name & call sign.

- **ARRL Field Day Op:** Sat 28 June, Fox Run Park Pavilions 4 & 5. Come out to see your club-mates, enjoy some BBQ, and make or observe Field Day HF contacts. Fun guaranteed!

## From the Prez, continued

with all types of radios, from CB to HF and Starlink for satellite supported internet. Larry was very kind to spend time with whomever came to explore the vehicle explaining how an entire Search and Rescue operation works, from start to finish. We even had the opportunity to meet with some of the search dogs, who's noses got a real work out from our pot luck!

For the first time we held an informal swap meet. Five of our members decided to clean up their shacks and thought some of their equipment would look good in someone else's shack. Several fantastic finds were found from antennas to test equipment. Even one or two boat anchors. I think we just may have established a new tradition.



The El Paso County Search & Rescue Mobile Command Post hosts a wide range of radio gear and was an interesting feature for Field Day. Photo by Dan NØOLD



If you missed out of this Field Day, you really missed out! Over 40 attendees enjoying good food, camaraderie, fun radio operations, and more. Be sure to catch WØTLM Field Day next year when we'll do it all again. Photo by Bob WØHTH

A huge thank you goes out to everyone who helped plan, transport, cook, log, operate, and clean up. Field Day is truly a team effort and a shining example of what makes this club such a great community.

After our June meeting we had a few folks volunteer

to assist and meet my challenge to add depth to our committees and club offices. The continued success and future of our club relies on you, the membership. We do not collect any dues. Maybe just a little sweat equity. Thanks to all who step up to the plate and assist in our projects, plans and activities. Once again just consider contributing a small bit of your talent to add value to our club.

As always, stay active, stay curious, and keep those radios humming. There are more great events ahead this summer, including opportunities for portable ops, contesting, and public service. Let's keep the momentum going!

Continued...

## Got feedback or suggestions for our WØTLM leadership?

Drop a note on our officers with your comments or recommendations for WØTLM.

It's YOUR club. Let's hear from YOU!

Email Leadership



# From the Prez, continued

A little addition. Recipe Corner! Here's the recipes for the two most requested items

Ahmet Yilmaz, G3PRK handed down his family's secret *Quinoa Tabouli* recipe to Loren KE0HZ who kindly prepared it for our Field Day Potluck.

## #1 Quinoa Tabouli

- 1 cup quinoa, rinsed and cooked
- ½ bunch kale, stems removed and finely chopped
- ½ bunch flat parsley, finely chopped
- ¼ cup fresh mint, finely chopped (half that if dried mint is used)
- 1 scallion, finely chopped
- 2-3 Roma tomatoes, seeds removed and chopped
- ¼ cup olive oil
- Juice of 1 lemon
- Salt & Pepper, to taste

## #2 Apricot BBQ Sauce

- 2 Jars Apricot Preserves
- 2 Tablespoons Dijon Mustard or to taste
- 1 clove diced garlic
- ½ Teaspoon ginger
- Apple juice to thin sauce

Combine all ingredients into a saucepan over low heat. Heat and stir until syrup consistency. If you wish to serve in squeeze bottles, let syrup cool then puree in a food processor. Use apple juice to thin out and make it pourable.

73

-- Bob WØHTH, President



# Tech-Knowledge

## Stu WØSTU



### SSB Receive Filter Bandwidth

(First published at [Ham Radio School](#))

Which of the following is an appropriate receive filter bandwidth for minimizing noise and interference for SSB reception?

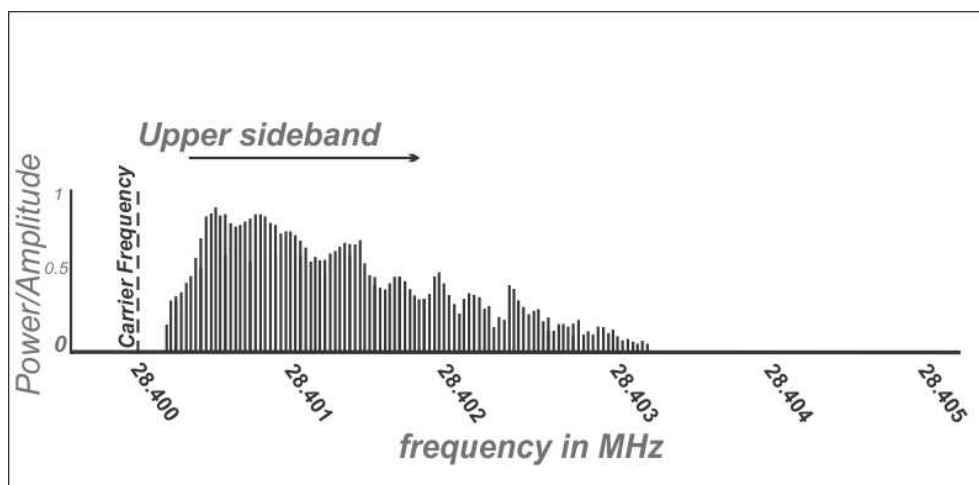
- A. 500 Hz
- B. 1000 Hz
- C. 2400 Hz
- D. 5000 Hz

This old Technician exam question pool item gets at some fundamental characteristics of receiver operations. Let's take a closer look at the characteristics wrapped up in this question.

A radio receiver is really quite a marvelous device, and we operators ask a lot of our receivers. Our environment is awash in radio frequency emissions, some being noise and some intentional transmissions carrying information by various modulation methods such as FM, AM, SSB, CW, and digital modes. The task we expect from our receiver is to be able to cut through the RF cacophony and detect just the singular signal that we desire to hear. It is analogous to finding the proverbial needle in the haystack, albeit with a bit of operator search guidance.

The ability of a receiver to discriminate between multiple signals is its *selectivity*. That is, a receiver selects one signal in the band among other signals of frequencies immediately adjacent in the band. The receiver filter bandwidth is a primary factor in determining the receiver selectivity. The receive filter bandwidth determines the range of frequencies that will be allowed to pass through the demodulation sequence and ultimately drive an audio signal to be heard.

Let's review a couple of basic concepts about RF signals and then we'll dive into the heart of this question. First, any RF signal uses a range of frequencies. For instance, a single sideband signal may use about 3000 Hz (3 kHz) of frequency range, or *bandwidth*. With a SSB phone transmission, the 3 kHz of RF bandwidth carries the information of voice audio (or other) signals to be received and transformed back into sound by a receiver. We can represent the 3 kHz of RF frequencies of various amplitude (power) with a [frequency domain view](#), like this:

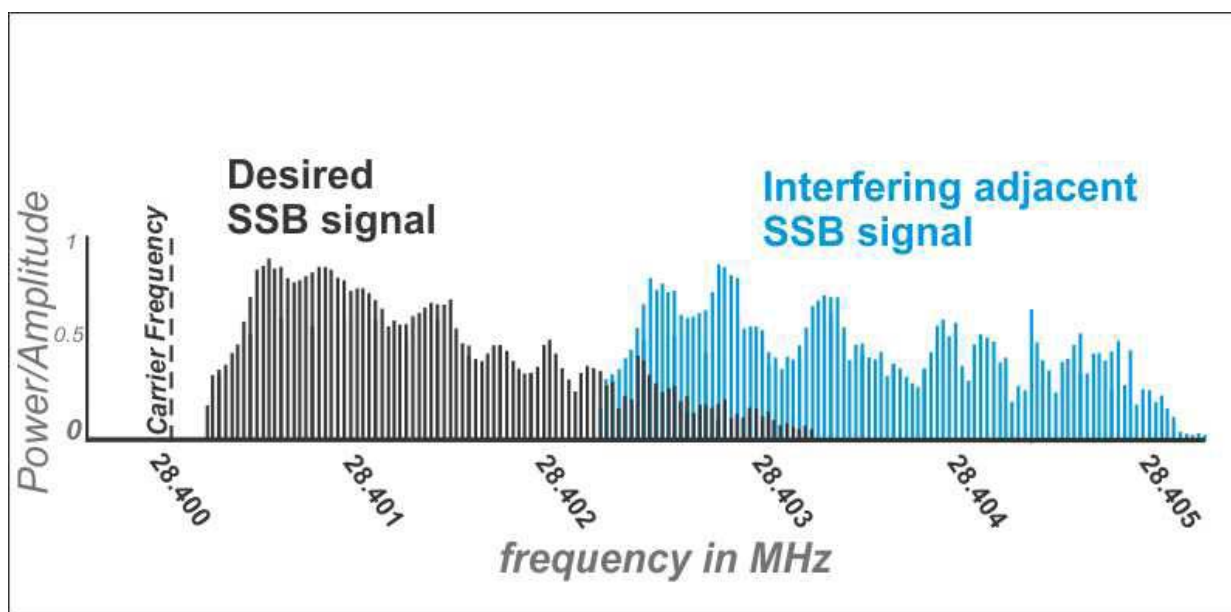


Continued...

## SSB Receive Filter Bandwidth, continued

The carrier frequency -- the value that shows up on your receiver display when you tune -- can be considered a reference point that tells the receiver where to find this 3 kHz band of signals that you wish to demodulate into audio. With SSB, no signal is actually transmitted exactly on the carrier frequency value, but the receiver knows to look across a band 3 kHz higher (upper sideband, USB) or lower (lower sideband, LSB) in frequency than the tuned carrier value to find the RF band to receive and demodulate.

Imagine how the receive spectrum would appear if another SSB signal began to partially interpose itself in the selected receive band. In this image, the interfering adjacent signal band represented in blue overlaps with the higher frequency end of the USB signal that you actually wish to receive (represented in black). This situation will cause interference in your receive audio, as the lower frequencies of the interfering signal (blue) will be demodulated by the receiver along with the desired band's higher end frequencies (black). The result is that your receive audio will contain noisy components of the interfering signal that, at least in part, masks the desired audio signal you wish to hear.



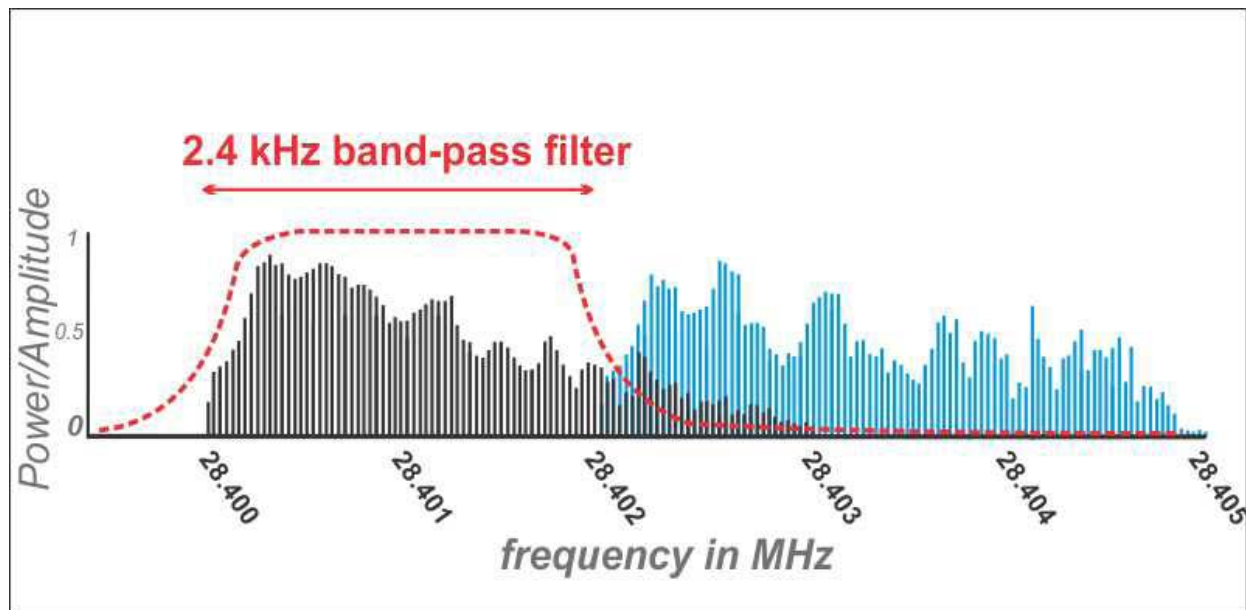
The interfering USB signal (blue) overlaps in the frequency space with the desired USB signal (black). The low frequency components of the interfering signal will be demodulated as high frequency sounds along with the high frequency components of the desired signal, resulting in distorted noisy interference.

Now enters the concept of selectivity and the mighty receive filter bandwidth to save the day! You can select a filter that is somewhat narrower in bandwidth than the actual desired signal bandwidth and position it to cut out that higher end interference from the blue signal. In the modified image on the next page, the red dashed line illustrates the “passed band” by the receive filter -- only the signal within the filter width is allowed to continue in the demodulation stream of the receiver. The filter will attenuate the power of the interfering blue signals that reside outside of the filter’s spectral width. That pesky interfering noise from the adjacent signal in your audio fades away!

“But,” you now ask, “aren’t my desired signal frequencies also being attenuated by this filter?” Yes, necessarily in this scenario, the higher end of the desired receive signal is also attenuated. But, plenty of bandwidth is still available to produce intelligible audio from the desired RF signal. The quality of the audio may be slightly reduced, but the even more quality-killing noise has been eliminated, allowing you to understand the now-slightly-narrower desired signal’s audio.

Continued...

## SSB Receive Filter Bandwidth, continued



A 2.4 kHz passband filter (red) can be positioned to allow the bulk of the desired signal to pass on to be demodulated into audio by the receiver while most of the interfering signal (blue) is attenuated. The desired signal is still intelligible, but perhaps slightly distorted due to some attenuation of higher frequencies in the signal imposed by the filter.

So, if you have a SSB receiver with multiple receive bandwidth choices, you have an advantage by selecting a bandwidth that matches the bandwidth of the mode (SSB in this case) and that optimizes the ratio of desired signal to undesired noise or interference. With SSB, you will maintain a clearly intelligible audio signal with about 2400 Hz, or 2.4 kHz, of bandwidth. This is a good bandwidth match for SSB reception that will help filter out immediately adjacent or slightly interfering signals on the band. The answer to the old Technician exam question is 2400 Hz (2.4 kHz), but the principle illustrated by this question example applies generally in SSB operations. Even narrower band-pass filters may be applied in severe interference scenarios, with commensurate narrowing of the desired signal and some deterioration of its audio quality. The 2.4 kHz SSB filter width is a good, general choice for day to day operations.

More generally, your selection of filter width should closely match the typical bandwidth of the signal mode being received. For instance, CW filters may be very narrow to isolate received CW signals that typically have very narrow bandwidth. By matching filter bandwidth to signal bandwidth, noise and interference will be minimized.

Modern transceivers using digital processing of received signals will have easily adjusted and highly customizable receive filter selections. Usually, a “high cut” and a “low cut” frequency may be specified with controls or menu selections to establish the desired band-pass filter width. The high cut and low cut values are typically presented as receive bandwidth values, and they are not specified as particular RF frequencies. For instance, assuming a nominal 3 kHz SSB receive band, the low cut may be set to 500 Hz and the high cut set to 2500 Hz, thereby establishing a 2 kHz band-pass filter to be applied, regardless of tuned position in an amateur band. The audio that is demodulated from the passed band will range from 500 to 2500 Hz.

# Event Calendar

## June-November 2025



### WØTLM Upcoming Events

#### July 2025

- July 21 Monthly Meeting Tri-Lakes Chamber of Commerce Building
- ~~July 26 PPRAA Megafest Lewis Palmer High School CANCELED~~

#### August 2025

- Aug 16-17 Endurance Ride II Op Greenland Open Space ([Register to help!](#))
- Aug 18 Monthly Meeting Tri-Lakes Chamber of Commerce Building

#### September 2025

- Sept 20 Annual Club Picnic Fox Run Park, Pavilions 4 & 5
- (Note: No regular monthly meeting; picnic replaces monthly meeting.)

#### October 2025

- Oct 4 Extra License Class Start Oct 4 kickoff - Nov 15 exam; Earn Extra!
- Oct 20 Monthly Meeting Tri-Lakes Chamber of Commerce Building

#### November 2025

- Nov 15 WØTLM VE Session Monument Library ([Registration required](#))
- Nov 17 Monthly Meeting Tri-Lakes Chamber of Commerce Building
- Nov 17 Annual Officer Election Tri-Lakes Chamber of Commerce Building

#### December 2025

- No monthly meeting or other club events in December.

**Are you ready to upgrade to Amateur Extra license? Or, just want to understand more?**  
**WØTLM has got you covered with our upcoming Extra License Class!**

October 4 - November 15, 2025

Stay tuned for more information coming soon!

### Got an Event for the Newsletter?

If you have a recommendation for an event to include in our newsletter, let us know. We'll add it to next months listing.

It's YOUR newsletter. Let's hear from YOU!

Email Editor



# Photo of the Month

## WØTLM Field Day



Photos of WØTLM Field Day,  
courtesy Dan NØOLD

# Operating Tips

## Bob WØHTH



## Long Distance / DX Contacts

Like me, many amateur radio operators consider working the HF bands for long distance stations (better known as DX) as one of the most thrilling aspects of the hobby. It is a *happy dance moment* when I contact one of those far-flung operators across the globe. Whether you're chasing new countries for your logbook or simply want to experience the excitement of hearing a distant call come back to you, pursuing DX can add a new level of challenge and satisfaction to your radio operations. Operating with 100 Watts and a wire antenna just amazes me when I connect with Bill ZS6CCY in South Africa, unlike Jim NCØJW who routinely talks to Bill nightly! Another exiting contact for me was DPØGVN, Neumayer Station Antarctica, plus it was a POTA of all things. I must say it's even more fun when you are activating a park on POTA and someone from Europe or South America contacts you. Granted the sun, moon and stars must align...well more like band conditions and operating mode, but the real joy is in making a "Global Contact."

Before jumping into the world of DX chasing, it's important to understand the [DX Code of Conduct](#), a set of operating principles established to promote respect, courtesy and integrity on the air. One of my pet peeves are the operators who do not adhere to this, and of course they break a pile up and I don't. This code asks operators to listen carefully before transmitting, use proper identification, give priority to the DX station, and maintain a positive attitude. Sometimes challenging, following this code will not only improve your own experience but also supports courteous operations for everyone. After all, it is fun yelling at your radio in frustration of the lid operating with a kilowatt of power and walking all over you and constantly repeating his call-sign. That's a whole other article. Here is the official wording:

### ***DX Code Of Conduct***

- I will listen, and listen, and then listen again before calling.
- I will only call if I can copy the DX station properly.
- I will not trust the DX cluster and will be sure of the DX station's call sign before calling.
- I will not interfere with the DX station nor anyone calling and will never tune up on the DX frequency or in the QSY slot.
- I will wait for the DX station to end a contact before I call.
- I will always send my full call sign.
- I will call and then listen for a reasonable interval.
- I will not call continuously.
- I will not transmit when the DX operator calls another call sign, not mine.
- I will not transmit when the DX operator queries a call sign not like mine.



***Continued...***

## Long Distance / DX Contacts, continued

- I will not transmit when the DX station requests geographic areas other than mine.
- When the DX operator calls me, I will not repeat my call sign unless I think he has copied it incorrectly.
- I will be thankful if and when I do make a contact.
- I will respect my fellow hams and conduct myself so as to earn their respect.

I really work on adhering to this code. You will find some operators, like me activating a POTA, who will not acknowledge you calling them if you do not comply. Remember, the station calling CQ is in charge.



**Be a courteous operator and respectful of other's QSOs.**

Now that I have your attention, you might ask *just how do I find these DX stations?* Other than staring at my waterfall display and manually tuning around a band, there must be an easier way to do this! Enter the internet. I am not as experienced in chasing DX stations as some of our members, so I am sure there may be better ways to do this. This is what works for me, plus I have fun on the radio, so here's my tips. One of the easiest ways to catch a rare DX station is by checking popular spotting websites that list stations being heard and worked around the world in real-time, along with band conditions. A few top resources for keeping me up with the action include:

- [DXSummit.fi](http://DXSummit.fi) – The most famous global spotting network with a wealth of live spots and filters. It is fairly intuitive so play around with filter include and exclude.
- [NF3K.com](http://NF3K.com) – This is a very helpful site with up-to-date spots, propagation information, and tools for identifying DX stations and contests.
- The ARRL Contest Listing published monthly in QST magazine – A great source for finding which contests (and thus lots of DX) will be on the air.

If you want to catch a particular station or DX entity, my favorite tool to get notified as soon as it appears is [HamAlert.org](http://HamAlert.org). HamAlert lets you set up personalized notifications via email, text, or app push when a station of interest is spotted on the air. For example, you could receive an instant alert any time a specific callsign is heard on 20 meters, like one you need for your DXCC award. This is invaluable for making the most of your operating time and catching those once-in-a-lifetime contacts. I can be off doing something non-ham radio related and get a text

***Continued...***

## Long Distance / DX Contacts, continued

message that DPØGV is on the air. I run to my radio and make the contact. Personally, I also have callsigns of specific POTA operators, so I am notified when they are on the air, as I know some club members are tracking me too. This is definitely a great tool.

You might be thinking, *okay I make a contact, good for me, what about bragging rights?* Well, I am glad you asked. Like many joys of making contacts, you can get QSL cards from around the world. Some stations, especially contest operators, will send certificates at a price. But most important for me are the prized certificates from QRZ or Logbook of The World (LoTW), such as the DX Century Club/DXCC award for working stations in 100 countries. This is Amateur Radio's premier award for confirmed long-distance HF operation. Of course, multiple endorsements can be earned as you add new entities, bands, and modes CW, phone, or digital are all tracked via LoTW or QSL cards. This results in more certificates, or *wallpaper*, as referred to by some Hams. It is one of the most challenging and rewarding aspects of our hobby, as well as the most frustrating, because not all the stations you contact may confirm that QSO in QRZ or LoTW or Club Log. Ugh!

Making long-distance contacts is all about patience, practice, a little strategy, and using the right tools. Be sure your station is optimized, check your antennas, microphone settings, digital modes (if applicable), practice your CW, and plan your operating times according to propagation forecasts and grayline effects. Remember that many of the rarest entities appear for short windows at sunrise or sunset, so knowledge of propagation and the ionosphere pays off. The two longest contacts of mine were late at night.

No matter if you're just starting your DXing journey or already chasing down the last few countries for an award, using these tools and good operating practices will enhance your experience. Remember to always have fun - after all this is a hobby. Respect the bands and good DX!

It's not the class of license the operator holds, but rather the class of the operator who holds the license.

73

-- Bob WØHTH



**Spock supports the DX Code of Conduct!**

(courtesy xtranormal & Dave C YouTube Channel)

# Guest Article

## Bob KØNR & Joyce KØJJW



### American Samoa SOTA

In late May and early June of this year, we traveled to [American Samoa](#) to visit the national park there. We have been on a quest to visit all 63 US National Parks and this was our 61st park. American Samoa is considered a separate entity for DXCC, and is somewhat rare in terms of DX, so we took along some portable ham radio gear to operate from there. A few other hams had already activated the national park for POTA but no one had activated any of the SOTA summits.

We had two main radio configurations: for SOTA, we used an Icom IC-705 (10 watts) driving an end-fed multiband wire antenna, supported by a carbon fiber fishing pole. You may know that we normally only use frequencies above 50 MHz for SOTA but given the lack of VHF stations in the area, we used HF this time. This configuration was portable, so we could carry it up the mountains. For FT8 and FT4, we used an iPhone app, avoiding the need for carrying a computer.

For POTA, we wanted to run a bit more power, so we also took along a Yaesu FT-991 (100 watts). Powering the FT-991 turned out to be a bit of a challenge because the TSA regulations don't allow you to take a large battery on an aircraft. Our solution was a power cable with battery clips that connected to the battery on our rental car.

We operated "holiday style" with not much of a schedule, using callsigns KH8/KØNR and KH8/KØJJW on 20m and higher, SSB, FT8 and FT4.

We did the first ever activations of these three SOTA summits:

**Mount Alava** – [KH8/TI-003](#)

**Olotele Mountain** [KH8/TI-004](#)

**Tumu Mountain** – [KH8/MI-003](#)

Olotele is a developed radio site with lots of towers on top and a paved single-lane road to the top. Alava and Tumu were long hikes, about 8 miles and 6 miles round trip, 1500 vertical, with lots of mud and thick tropical vegetation. In other words, we worked hard for those two summits in the tropical heat.

We activated [POTAAS-0001](#) National Park of American Samoa 10 times, for a total of 291 QSOs. Most days we had decent



The beach on Ofu Island was beautiful and part of the national park. It was one of our favorite operating locations.

Continued...

## American Samoa SOTA, continued

propagation into the states, Australia, New Zealand, Japan and Indonesia. We worked a few folks from Colorado, including Jim NCØJW in Monument.

We really enjoyed visiting the park, hanging out on the beaches and touring the islands. The snorkeling was fantastic, especially on Ofu Island.

For more of the story, check out my website: [www.k0nr.com](http://www.k0nr.com)

73

-- Bob KØNR & Joyce KØJJW



Bob KØNR using the innovative “back of the rental car” operating configuration.



Bob KØNR and Joyce KØJJW following the grueling hike through tropical forests to activate the summit of Tumu Mountain. The views were gorgeous, and the contacts were spectacular!

***Sign up today to serve as Tri-Lakes Net Control. We can all do our part!  
It's easy. It's fun. It's rewarding. It will help to hone your communications skills.***

**[Sign up here to serve as WØTLM Net Control.](#)**

## Want to write a piece for the Newsletter?

Share your knowledge or your story with your clubmates!  
Write a guest article for the Newsletter.

It's YOUR newsletter. Let's hear from YOU!

Email Editor



# Member Comments



## What was your favorite part of WØTLM Field Day at Fox Run Park?

**KAØELI** Field Day was an amazing time! From the great food that was brought by all members of the club to the operating time, it was so much fun. The ability for the new tailgate swap was a very interesting addition and was a great idea for trading around old gear, new gear, and getting that item you didn't know you needed. Field Day should be on the calendar for every club member!

-- Elijah KAØELI

**NØOLD** I really enjoyed watching Bob WØHTH making QSO's and 'elmering' others with FT8. I want to dig into FT8 more now. The food was fantastic, especially the BBQ!

-- Dan NØOLD

**KØTRD** My favorite aspect of Field Day was using the club station to coach younger hams through making HF QSO's and methods of breaking pileups. The food was also delicious!

-- Tricia KØTRD

**WØOOD** My favorite thing about Field Day was getting to demonstrate the use of the air cannon for placing the EFHW antenna in the trees. I also enjoyed talking with other hams about their projects.

-- Tim WØOOD

**KØBE** My favorite aspect of Field Day was the camaraderie. We had great weather, lots of good food, a beautiful location... But, it was really all about the gathering of friend. Such a nice afternoon!

-- Barb KØBE

## Got a comment for the Newsletter?

Share your thoughts with your clubmates about anything club, radio, or technology related! Drop your comments on the Newsletter.

It's YOUR newsletter. Let's hear from YOU!



# Just for Fun

## Ham AI Image Exhibition and Contest!



### Here are the entries for the WØTLM A.I. Ham Imagery Exhibition and Contest!

Take a look at the entries and vote for your favorites using this [Google survey](#).


The voting results, along with a reveal of the creators of these images, will be published in the August issue of the newsletter. [Vote for your favorites now!](#)



#1: A Most Delightful Cabin Evening



#2: DX Flames



#3: Sunrise SOTA

# Just for Fun

## Ham AI Image Exhibition and Contest!



#4: Late Night DX



#5: TLM Range Riders



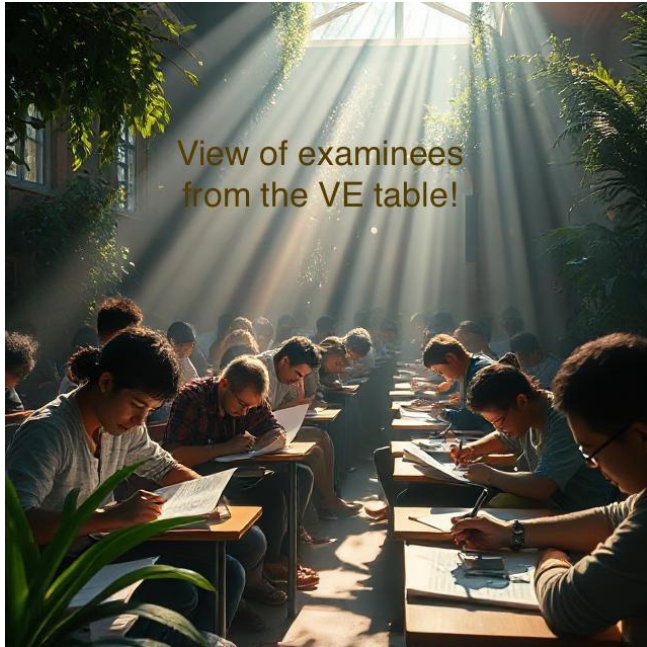
#6: Dilbert Style Ham Radio



#7: Who Left the Hummingbird Feeder Out?

# Just for Fun

## Ham AI Image Exhibition and Contest!



#8: VE Examinees from the VE Table



#9: K9 POTA



#10: EMCOMM!

# Just for Fun

## Ham AI Image Exhibition and Contest!



#11: Untitled



#12: Field Day at Tarryall

***Vote for your three most favorite AI images using this [Google survey](#).***

**The voting results, along with a reveal of the creators of these images, will be published in the August issue of the newsletter. [Vote for your favorites now!](#)**

# Admin & Info

## WØTLM Officers & Appointees, Etc.



**President:** Bob Fenkel WØHTH  
**Vice President:** Loren Andersen KEØHZ  
**Secretary/Treasurer:** Barb Evans KØBE

[bobthebearguy@gmail.com](mailto:bobthebearguy@gmail.com)  
[landerso2000@gmail.com](mailto:landerso2000@gmail.com)  
[k0be.bje@gmail.com](mailto:k0be.bje@gmail.com)

### Leadership Committee:

- Bob Fenkel WØHTH
- Loren Andersen KEØHZ
- Barb Evans KØBE
- Larry Kral NØAMP
- Hans Post-Uiterweer WØPU
- Stu Turner WØSTU
- Stephen Moraco KZØQ
- Tricia Olson

[bobthebearguy@gmail.com](mailto:bobthebearguy@gmail.com)  
[landerso2000@gmail.com](mailto:landerso2000@gmail.com)  
[k0be.bje@gmail.com](mailto:k0be.bje@gmail.com)  
[lokral@att.net](mailto:lokral@att.net)  
[w0tlm@hansmail.org](mailto:w0tlm@hansmail.org)  
[stu.turner@comcast.net](mailto:stu.turner@comcast.net)  
[stephen@moraco.us](mailto:stephen@moraco.us)  
[tricia4wd@gmail.com](mailto:tricia4wd@gmail.com)

**Education Program Cmte:** [Larry NØAMP](#) & [Hans WØPU](#)  
**License Class Directors:** [Stu Turner WØSTU](#) & [Bob Witte KØNR](#)  
**Newsletter Editor:** [Melissa KFØPLU](#) - *We need someone!* [Get info.](#)  
**Community Events Director:** [Tricia Olson KØTRD](#)

## Repeaters:

### WØTLM-R

447.725 MHz  
 -5.0 MHz offset  
 100.0 Hz CTCSS

### NØXLF-R

147.075 MHz  
 +0.6 MHz offset  
 131.8 Hz CTCSS

### Colorado Connection KBØVJJ

145.130 MHz  
 -0.6 MHz offset  
 88.5 CTCSS

## Take Your License Exam!

Next WØTLM Volunteer Examiner Sessions:

**August 16, 2025 10:30 am**  
 Monument Library Meeting Room

All license level exams offered,  
 Technician, General, & Extra.  
 Pre-registration is required.

[Register for a WØTLM Session](#)

[PPRAA VE Session Listing](#), Colorado Springs  
 (every 2nd Saturday of month).

## Net Control Officers:

**July 7:** Need NCO  
**July 14:** Need NCO  
**July 28:** Need NCO  
**Aug 4:** Need NCO

**Volunteer today to be the NCO for an upcoming net! It's easy!**

[Sign Me Up  
for NCO!](#)

[Read the Easy  
NCO Script](#)

## King Sooper Fundraising!

### Earn easy \$\$\$ for WØTLM!

Connect your King Soopers card to the [Community Rewards Program](#) and select our club as the nonprofit organization. The club will receive quarterly payments based on purchases. It costs you nothing and is a wonderful benefit for the club. Log into your account (tied to your King Soopers Card) or create an account if needed. Select *Community Rewards Program*, Type in *Tri-Lakes Monument Radio Association* (or use our account number, KM150). Press "Enroll" and you will receive a confirmation. It is that easy! Please sign up today to benefit WØTLM!



Tri-Lakes  
 Monument  
 Radio Association,  
 WØTLM  
 © 2025  
 All rights reserved



# Admin & Info

## Local Education Events & Resources



### Digital Library of Amateur Radio & Communications (DLARC)

For anyone who is not familiar with [DLARC](#)... you really should check it out:  
Free Texts : Free Download, Borrow and Streaming : Internet Archive

DLARC is a library of materials and collections related to amateur radio and early communications. It is funded by a grant from Amateur Radio Digital Communications, a private foundation, to create a digital library that documents, preserves, and provides open access to the history of the amateur radio community.

This free resource combines archived digitized print materials, born-digital content, websites, oral histories, personal collections, and other related records and publications. The goals of DLARC are both to document the history of amateur radio and to provide freely available educational resources for researchers, students, and the general public. -- 73 Bill WTODX

### **WØTLM Radio Gear Loans**

**Portable Station:** Icom IC-7300 HF+6m and Kenwood TM-V71A VHF/UHF transceiver. Both mounted in Gator case. Coax, vertical antenna available for 10 - 80 meter bands. Optional large telescoping mast.  
[Email WØSTU](#) for queries.



Other small items and tools available.  
[Contact Chip KØCHP](#) for queries.

### WØTLM Presentations

*Our WØTLM website features a tremendous array of presentations on numerous subjects. If you find one that you need more info on just contact the Elmering crew: [w0tlm-elmer@w0tlm.org](mailto:w0tlm-elmer@w0tlm.org)*

### RM HAM University

Check out the offerings and sign up [here](#).  
June 2025 and beyond: Programs TBD.

Visit the [RM Ham U website](#) for past presentations. They have an abundance of information shared amongst the ham community!

### **There are no stupid questions!**

The WØTLM Elmer Team has the answers. Our volunteer Elmers will help you with anything ham radio related. If you have more than a question or two and would like to be paired with a friendly Elmer, please let us know and we'll connect you. Email us: [w0tlm-elmer@w0tlm.org](mailto:w0tlm-elmer@w0tlm.org)

### **Solar Activity**

Solar Flare Alerts: Sign up for [Space Weather Alerts](#) and get instant text notifications when solar flares are underway. There are numerous sites and ways to check and see where and what the chances are of that great contact. One to check is [W5MMW solar site](#). Check it out. Also these sites provides solar data: [NØNBH](#) [SpaceWeather.com](#)

### Upcoming Events & Hamfests

~~7/26/2025 [PPRAA Megafest](#) Lewis Palmer High School~~  
**Megafest 2025 has been canceled by PPRAA.**

08/24/2025 [RMHam Summer Swapfest](#) Adams County Fairgrounds, Brighton, CO.

09/19-21/2025 [Duke City Hamfest](#), Albuquerque, NM

10/05/2025 [BARCFest](#) Boulder County Fairgrounds, Longmont, CO.

10/23-26/2025 [ARRL Rocky Mountain Division Convention](#).  
HamCon Colorado 2025. Grand Junction, CO.  
See the event flyer on the next page and sign up today!

# Admin & Info

## Local Education Events & Resources



# HamCon Colorado 2025

## October 23-26, 2025 - Grand Junction, CO

### ARRL Rocky Mountain Division Convention



*Whether you're a seasoned ham operator, a curious newcomer, or a tech enthusiast, this is the event you won't want to miss.*

**Date:** October 23-26, 2025

**Location:** Hilton DoubleTree - Grand Junction

**Learn More:** <https://www.hamconcolorado.com>

#### Why Attend?

- **Inspiring Keynotes** – Hear from industry leaders and innovators in amateur radio.
- **Hands-On Workshops** – Learn new skills, build kits, and get on the air with expert guidance.
- **Exhibits and Vendors** – Explore the latest equipment, gadgets, and technologies from top brands.
- **Networking Opportunities** – Connect with fellow radio enthusiasts and clubs.
- **Special Events** – Participate in contests, prize drawings, and more!
- **DX University** – Learn some of the biggest “trade secrets” from the best DXers in the business.



#### Who Should Attend?

- Amateur radio operators (all levels)
- Emergency communication teams
- Electronics and tech hobbyists
- Families and anyone curious about amateur radio

**Mark Your Calendar and Register Today! Early Registration is only \$25!**

Visit [www.hamconcolorado.com](https://www.hamconcolorado.com) for event updates, registration details, and hotel accommodations. Don't miss out—HamCon Colorado 2025 is your gateway to the world of amateur radio! Follow us on Facebook for the latest news and announcements.



## Call for Papers and Forum Speakers

**Passionate about amateur radio? Submit your proposal to speak at HamCon and share your expertise with the community.**

**About the Event:** HamCon Colorado is one of the premier gatherings for amateur radio enthusiasts, featuring workshops, exhibitions, networking, and forums. Whether you're an experienced operator or a beginner-friendly mentor, contribute to our community's growth. We will also be producing a professional proceedings document to publish your works!

### Forum Topics of Interest

We welcome a wide range of topics, including but not limited to:

- Emerging Technologies in Amateur Radio
- Antenna Design and Optimization
- Digital Modes and Software Tools
- Emergency Communications and Preparedness
- Portable and QRP Operation Techniques
- Satellite Communication and Space Exploration
- DIY Projects and Homebrewing Equipment
- Licensing, Operating Tips, and Contesting Strategies
- Youth Engagement and Education in Ham Radio

### Submission Guidelines

Deadline for Submissions of Forums: September 23, 2025

Deadline for Submissions for Publication: August 31, 2025

Proposals should include the following information:

- Title of Presentation
- Presenter Name(s) and Contact Information
- Brief Bio of Presenter(s)
- Abstract (150–250 words) outlining your topic and its relevance
- Audio/Visual and Technical Requirements



*We look forward to hearing your ideas and welcoming you as a speaker at the HamCon Colorado, Rocky Mountain Division Convention!*

Send your proposals via our Indico tool at: <https://forum.hamconcolorado.com>

You will need to create an account to be allowed to post.

**Questions?** For more information, visit our website: <https://www.hamconcolorado.com>

Or contact us directly at [forum@hamconcolorado.com](mailto:forum@hamconcolorado.com)

# Classified Ads

## Member Gear for Sale



**LDG AT600 ProII Tuner**  
with ICOM cable, in original box  
<https://www.ldgelectronics.com/at-600-proii>  
\$275.00  
Contact Rex WDØAJG [wd0ajg@gmail.com](mailto:wd0ajg@gmail.com)



**ICOM AT180 Auto Tuner**  
with ICOM cable, in original box  
<https://www.icomjapan.com/lineup/options/AT-180/>  
\$250.00  
Contact Rex WDØAJG [wd0ajg@gmail.com](mailto:wd0ajg@gmail.com)



**Dell Docking Station for XPS (Micro USB power)**  
WD19S180W, includes the power brick (not shown)  
Dual monitor, USB3, network, etc.  
Make Offer  
Contact Rex WDØAJG [wd0ajg@gmail.com](mailto:wd0ajg@gmail.com)



**Samsung 24" monitor - 1920 x 1080, used, on stand**  
\$35  
Contact Rex WDØAJG [wd0ajg@gmail.com](mailto:wd0ajg@gmail.com)



## Got an advertisement for the Newsletter?

Provide one or more photos of the item (.jpg or .png preferred).  
Provide a complete description of the item.  
Include a characterization of the condition of the item.  
Include an asking price, indicate whether negotiable.  
Ads expire monthly and will not be repeated without a resubmission.

It's YOUR newsletter. Let's hear from YOU!

Send Your Ad

